

Ways To Help Animals.

LEARN ABOUT ANIMALS.

- Read books, magazines and brochures about proper pet care and wildlife.
- Search the Web and learn about pet care, wild animals and nature.
- Watch videos and TV programs about animals and nature.
- Take a first aid course on emergency animal care.
- Visit an animal shelter or sanctuary and see how animals are cared for.
- Learn what animal control officers, game wardens and veterinarians do.
- Gather information on animal rights, animal welfare, biodiversity, conservation, ecology, the environment and habitats.
- Choose an animal that you fear and read about it. The more you know about a creature the more you will understand it. The more you understand it, the better you will respect it.
- Spend time observing animals so you understand them better.
- Learn what the following people did, or still do, to help animals and the environment: St. Francis of Assisi, Dr. Albert Schweitzer, Ernest Thompson Seton, Grey Owl, Roger Tory Peterson, Rachel Carson, Birute Galdikas, Jane Goodall, Dian Fossey, Aida Flemming, David Suzuki.
- Collect and share quotations and poems about kindness to animals.

TEACH OTHERS ABOUT ANIMALS.

- Hold a pet care information day at your school, at a fair or at a market.
- Write letters to the government officials about animal welfare. Offer them good ideas on how to improve life for all animals and good ways to protect the environment. Keep your letter positive and short.
- Prepare short "BE KIND" messages and ask if you can announce them one day over your school's PA system, especially during "Be Kind To Animals Week" and "Random Acts Of Kindness Week".
- Hold a contest – photo, poster, poetry, public speaking, etc on topics such as "Kindness To Animals And People"; "Creatures That Most Of Us Fear" or "Pets Need Us and We Need Pets".
- Invite speakers to your class to give talks on pet care and respecting wildlife.
- Write stories about kindness to animals.
- Put up photos and posters promoting kindness to animals.
- Convince your friends it is COOL to be nice to animals.

Some Donkey Words.

Equus Asinus – Latin name for Donkey.

Burro – Mexican word for donkey.

Ass – original word for a donkey.

Jack – a male donkey.

Jennet or Jenny – female donkey.

Foal – new born donkey.

Gelding – male donkey surgically altered so it is unable to breed.

Mule – product of a donkey father and horse mother.

Molly – female mule.

Hinny – product of a horse father and donkey mother.

Bray – the sound that donkeys' make.

Veterinarian – animal doctor.

Farrier – person looking after the donkey or horse hooves.

DONKEY NAMES

My name is:

At the Donkey Sanctuary:

Find the names of 6 of the donkeys at the Donkey Sanctuary.
Write the names in the chart below. One name per line.

| Donkey Name | Votes | Total |
|-------------|-------|-------|
| | | |
| | | |
| | | |
| | | |
| | | |
| | | |

In the Classroom:

1. Ask everyone in your class “From the names on my list, which is your favourite donkey?” Put a check mark beside that name.
2. When you have asked everyone, find the total for each donkey.
3. On the line below, write the name of the most popular donkey from your list.

.....


Name:

“d” Words

Write, the letter d.

d

Write all the words below.



donkey



dig



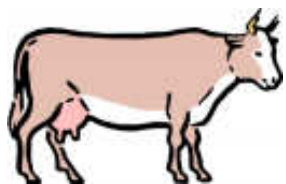
dog

Name:

Complete the Word

Write the correct letter to finish each picture word.

i a o



c w



k t e



c t

a b g



.... i r d




b l l



d o

d p t



.... o n k e y



s h e e



g o a

Donkey, donkey
Old and grey,
Open your mouth
And gently bray;



Lift your ears
And blow your horn.
To wake up the world
This sleepy morn.

Name:

Who is your Favourite Donkey?

At the Donkey Sanctuary:

1. Find the names of 6 donkeys at the Donkey Sanctuary.
2. Fill the names in on your chart. One name per line.



In the Classroom:






1. Ask all of your classmates and your teacher; "From the names on this list, who is your favourite donkey?" Put a mark beside the correct name.
2. When you have asked everyone, get a grand total for each donkey.
3. Then answer the question at the bottom of the page.


| Donkey Name | Votes (X) | Grand Total |
|-------------|-------------|-------------|
| | | |
| | | |
| | | |
| | | |
| | | |
| | | |
| | | |

The most popular donkey from my list is

Name:




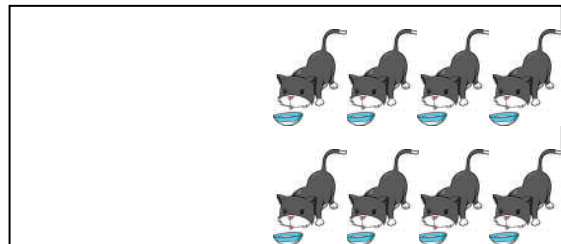




The picture below has animals you may see at the Donkey Sanctuary.
How many of each animal do you see?

| | | | | |
|---|---|---|--|---|
|  |  |  |  |  |
| | | | | |



Name:


Count and write the numbers in the space provided.



Name:

Addition Is Fun.

Write the number sentence.



+

=

.....

.....

.....



+

=

.....

.....

.....



+

=

.....

.....

.....



+

=

.....

.....

.....



+

=

.....

.....

.....

Name:

What Goes Where?

Write the word for each item under the name of its shape.



Circle

road sign



Triangle



clock



Square


donkeys feeding



Rectangle



carrot



Diamond

straw bail



TREASURE HUNT

Draw a circle around the objects when you see them.

1.



2.



3.



4.



5.



6.



7.



8.



9.



10.



11.



12.

